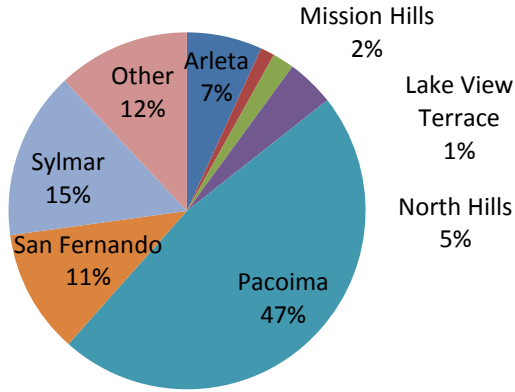
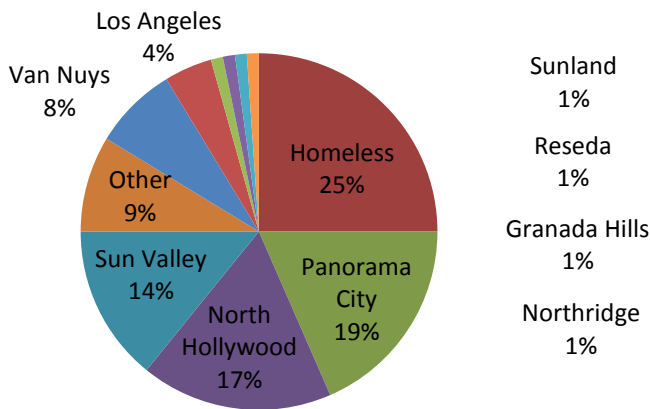


### Which city do you live in?



Arleta	52
Lake View Terrace	10
Mission Hills	15
North Hills	33
Pacoima	361
San Fernando	86
Sylmar	116
Other	92

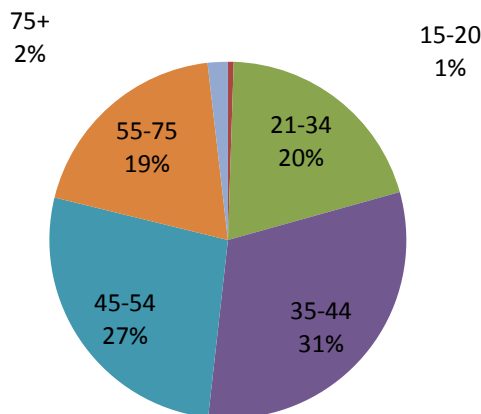
### Breakdown of "Other"



### Breakdown

Homeless	23
Panorama City	17
North Hollywood	16
Sun Valley	13
Other	8
Van Nuys	7
Los Angeles	4
Northridge	1
Reseda	1
Granada Hills	1
Sunland	1

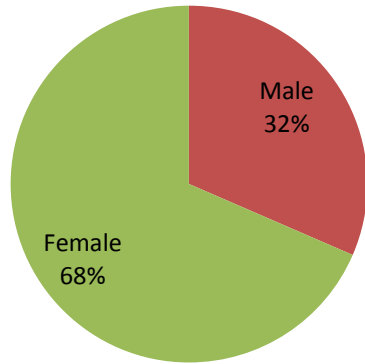
### Client Age Range



### Age Range

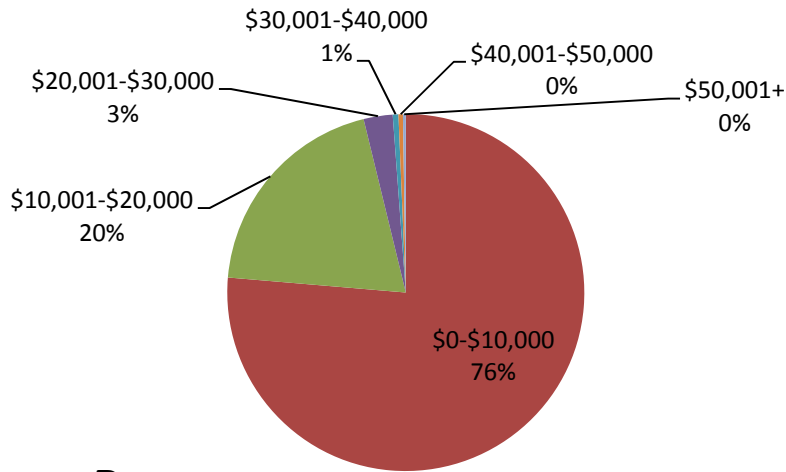
15-20	4
21-34	154
35-44	238
45-54	207
55-75	148
75+	14

### Gender



### Gender

Male	241
Female	524

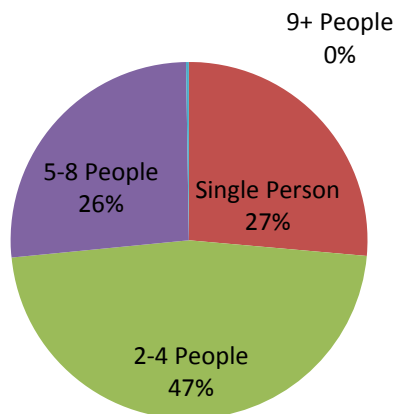


### Income Range

\$0-\$10,000	584
\$10,001-\$20,000	152
\$20,001-\$30,000	20
\$30,001-\$40,000	4
\$40,001-\$50,000	3
\$50,001+	2

### Income Range

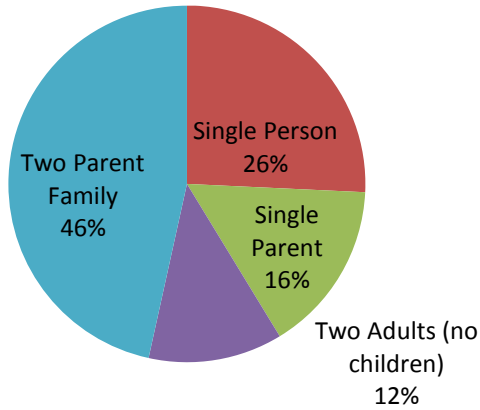
### Family Size



### Family Size

Single Person	202
2-4 People	360
5-8 People	201
9+ People	2

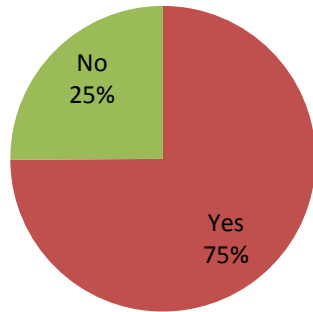
### Family Type



### Family Type

Single Person	197
Single Parent	119
Two Adults (no children)	93
Two Parent Family	356

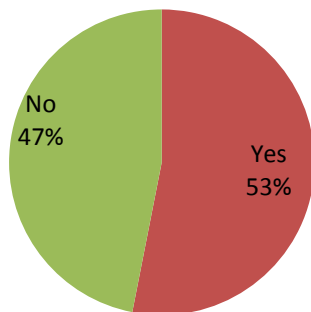
### Number of Households Experiencing Unemployment



### Unemployment

Yes	573
No	192

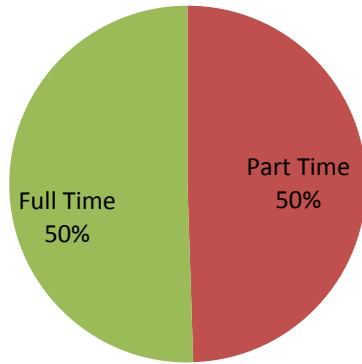
### Number of Households Experiencing Employment



### Employment

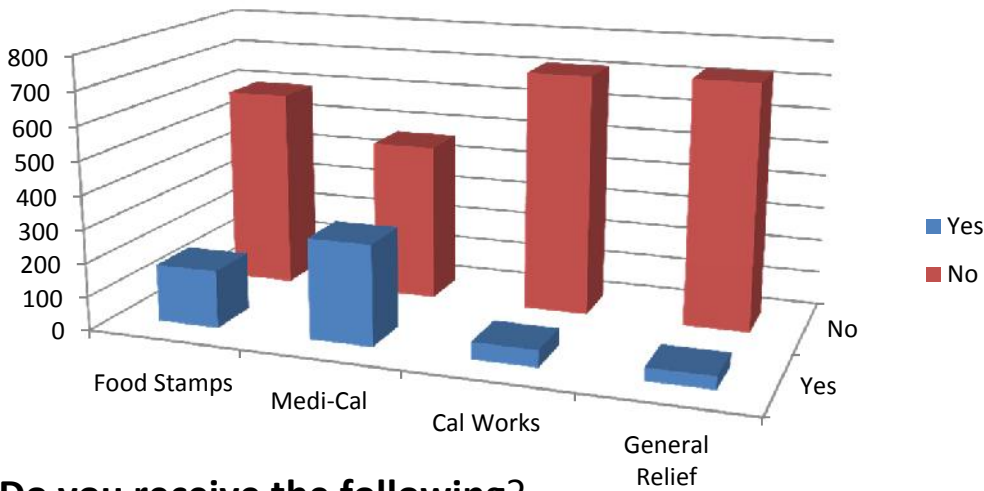
Yes	406
No	359

### Employment Status of those Employed



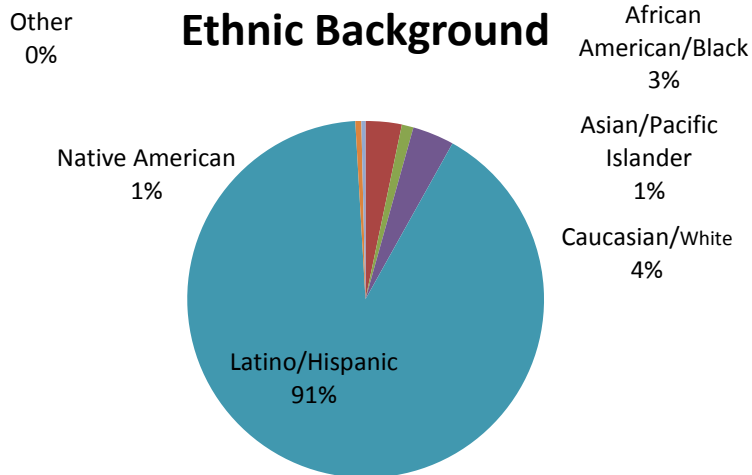
### Employment Type

Part Time	201
Full Time	205



Do you receive?	Yes	No
Food Stamps	171	594
Medi-Cal	298	467
Cal Works	51	714
General Relief	39	726

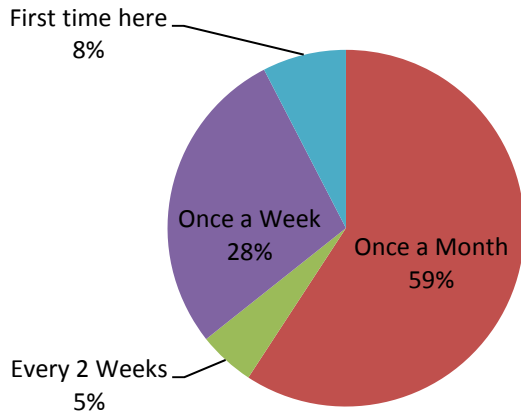
### Do you receive the following?



### Background

African American/Black	25
Asian/Pacific Islander	8
Caucasian/White	29
Latino/Hispanic	696
Native American	4
Other	3

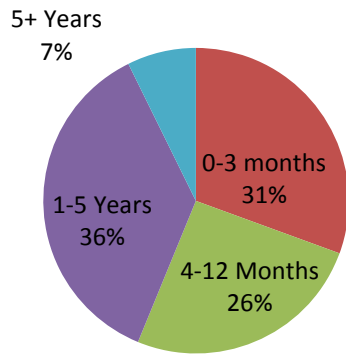
### How often do you receive services?



Service Frequency

Once a Month	453
Every 2 Weeks	39
Once a Week	215
First time here	58

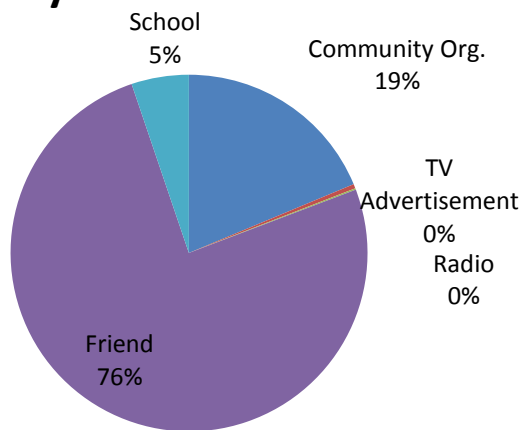
### How long have you been receiving services at MEND?



Length of Service

0-3 months	234
4-12 Months	196
1-5 Years	279
5+ Years	56

### How did you hear about MEND?



Community Org.	143
TV Advertisement	3
Radio	1
Friend	578
School	40